



Lumin

Where light
enters your life



Welcome to Lumin.

Bem-Vindo ao Lumin.

Introduction

About *Sines*

The *Lumin*

Building

Apartments

Building Plans

Location

L Where
light enters
your life





Be the change.

Discover the space that combines design and innovation in a new way of living, where the tranquility of Sines combines with easy and fast access to the heart of Lisbon. A place where light can be felt and time is extended beyond the hours, where nature comes to the fore again.



The beaches of the Alentejo coast are considered the best beaches in Europe. From deserted and secret sands to guarded beaches, perfect for families.

Sines

Point of entry into Europe, and the birthplace of Vasco da Gama (Portuguese navigator who discovered the sea route to India), Sines is located at a privileged point on the Portuguese coast, where sand, sea, and countryside come together with modernity and where the economic future of Portugal is projected.

The authentic and rich cultural heritage of the historic town of Sines, with its medieval origins, is surrounded by beaches of incomparable beauty and just a few minutes' drive from Lisbon, allowing you to enjoy the best of both worlds.

*With **30km of coastline**, Sines offers some of the most spectacular **Portuguese beaches**, some considered "**protected landscapes**."*



City view



Sea view





Enlight
a new way
of living.

Lumin - The Building

A building that combines design and architecture with 24 one- and two-bedroom flats. The choice of materials and finishings refer to the surrounding landscape, respecting it and providing maximum comfort.

With areas between 75 and 150m², designed for day-to-day living, the flats also benefit from a privileged view and amenities that allow for greater comfort and quality of life.

***A new lifestyle where
tranquility and nature take
center stage.***

Make each day count.



More than just a place to live, at Lumin, you can enjoy all the amenities of a modern and sophisticated development, with the tranquility and serenity of the Portuguese coast's best. A place where the hustle and bustle of everyday life are left behind, bringing up what matters: time for you and the ones you love most.

An aerial photograph of a dense forest, showing a variety of tree species with green and yellowish foliage. Sunlight filters through the canopy, creating bright patches and deep shadows. The text is overlaid in the center-right area.

L Where
light enters
your life

A new concept of time

With a set of services and an extended transport access network, the notion of time is extended, creating space for a new lifestyle.

Contact with nature, outdoor activities, or simply contemplation becomes real

***"The days may be the same
for a clock, but not for a
man."
– Marcel Proust***







With events of international reference, beaches with protected landscapes and recognized waves, museums, and rich cultural heritage, Sines brings together the cosmopolitan side and nature, providing unique experiences and creating memories for all those who dare to stay there.


Enlighten a new
way of living.



Where
light enters
your life



Living Room



Living Room

Bathroom





Kitchen

Life is what you make of it.

*"Here where there is only/ Waves that
churn uninterruptedly/Pure space and
lucid unity,
Here time passionately/Finds its own
freedom"
– Sophia de Mello Breyner Anderson*

The perfect
balance between
nature and
the city.



← Rampa do Encalhe →

L' Where
light enters
your life

T1
Typology

73,10 – 77,90 sqm
Total area

Outdoor Area

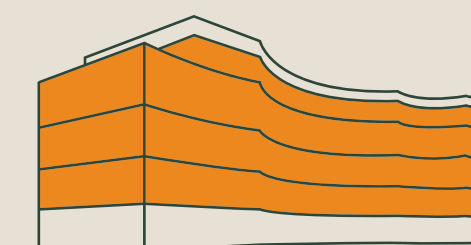
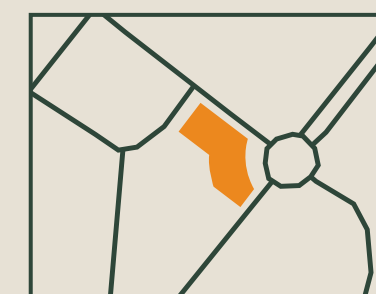
6,40 – 16,20 sqm

Fraction Percentage

2,8% – 3%

Parking Spaces

1



Floor 1, 2, 3 and 4



L' Where
light enters
your life

T2
Typology

105 – 111 sqm
Total area

Outdoor Area

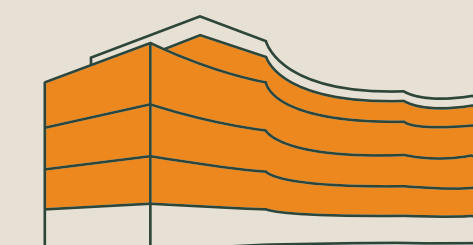
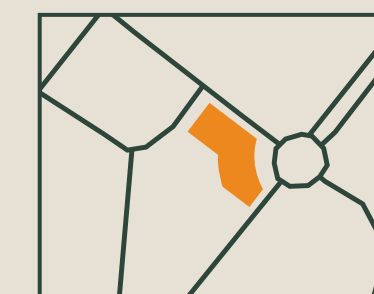
7,85 – 14,20 sqm

Fraction Percentage

4,1% – 4,3%

Parking Spaces

1



Floor 1, 2, 3 and 4

← Estr. da Nossa Sra. dos Remédios →



← Estr. da Nossa Sra. dos Remédios →



← Rampa do Encalhe →

L' Where
light enters
your life

T2
Typology

153 sqm
Total area

Outdoor Area

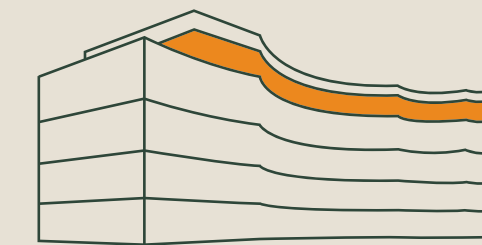
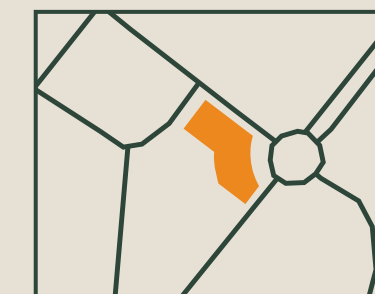
26,75 sqm

Fraction Percentage

6%

Parking Spaces

1



Floor 4



L[•] Lumin - The Building



Markets and Retail



Town Hall



Culture and Monuments



Bus Terminal



Schools



Beaches

Lumin

Where light
enters your life



www.lumin.pt

+351 21 325 4020 | hello@lumin.pt

Quinta do Meio nº9
7520-313 Sines, Portugal

NON-CONTRACTUAL DOCUMENT: All elements contained in this document are for indicative purposes only, may be subject to change, and are not contractually binding. The developer reserves the right to freely make changes to dimensions and specifications in accordance with technical construction constraints.